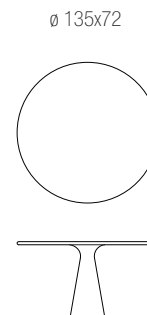
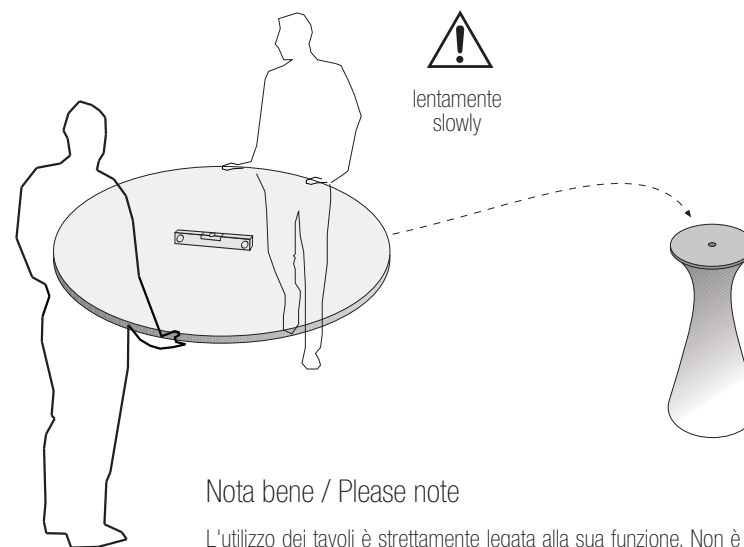
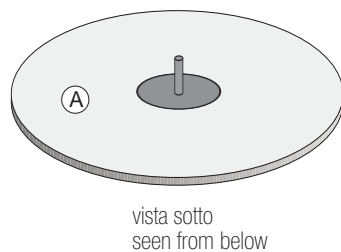
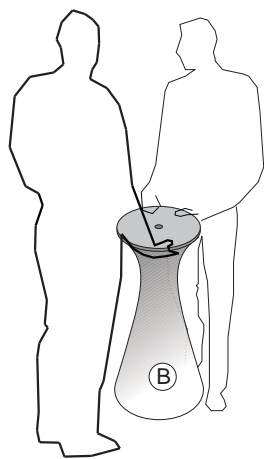


Elenco delle parti / List of components

- A piano / top
- B supporto / leg



Piano/top	kg. 154,5
Gamba/leg	kg. 115
Tot.	kg. 269,5



Nota bene / Please note

L'utilizzo dei tavoli è strettamente legata alla sua funzione. Non è possibile salire o sedersi sul piano.
Tables are to be employed just as that. It's not possible to stand or sit on them